


Name: _____

English

Q.1 Write capital cursive from *A* to *Z*.



Q.2 Write small cursive from *a* to *z*.

The image shows a handwriting practice sheet. It features a vertical red margin line on the left side and horizontal blue lines for writing. At the top left, there is a faint box containing a cursive letter 'a' and a dot. At the top right, there is a box with 'Page No.:' and 'Date:' labels, and a logo with the word 'YOUVA' and a stylized 'V' shape.

Q.3 Write the words in alphabetical order:

Sunflower, butterfly, watermelon, baseball, sun, ice cream, shorts, aeroplane, rose, sandals, pen, duck, kite, fantastic, night.

1. _____

2. _____

3. _____

4. _____

5. _____

6. _____

7. _____

8. _____

9. _____

10. _____

11. _____

12. _____

13. _____

14. _____

15. _____

1. ये भाषा के कौन-से रूप हैं—

- क. एफ.एम. रेडियो सुनना
- ख. टेलीफोन पर बात करना
- ग. परीक्षा में उत्तर लिखना
- घ. जेबरा क्रॉसिंग पर सड़क पार करना
- ङ. कहानी सुनना
- च. खिलाड़ी का हवा में बल्ला लहराना

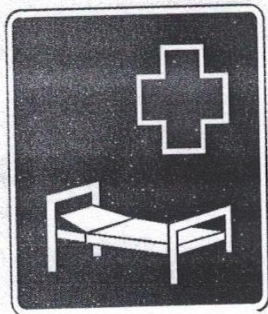
2. रिक्त स्थान भरो—

- क. विचारों के आदान-प्रदान के माध्यम को कहते हैं। (लिपि, भाषा)
- ख. भाषा के रूप होते हैं। (दो, तीन)
- ग. भाषा में बोला या लिखा नहीं जाता। (लिखित, सांकेतिक)
- घ. भाषा के लिखने के तरीके को कहते हैं। (लिपि, व्याकरण)
- ङ. भाषा के नियमों की जानकारी से मिलती है। (व्याकरण, सांकेतिक)

3. तीन भारतीय व तीन विदेशी भाषाओं के नाम लिखो। यह भी बताओ कि वे कहाँ बोली जाती हैं—

भारतीय भाषा	राज्य	विदेशी भाषा	देश
i.	i.
ii.	ii.
iii.	iii.


नीचे बने संकेतों का अर्थ इंटरनेट की मदद से समझो और लिखो—



.....




.....



.....



.....



.....



.....

Family Members

Q.1 Trace the letters in each row to write the names of family members then draw a line to match each family member name to its picture :

• grandma

• father

• brother

• grandpa

• sister

• mother

Q.2 Fill in the blanks

Smell , taste , see , hear , feel

1. I can _____ different shapes.
2. I can _____ sweets.
3. I can _____ hot milk.
4. I can _____ sweet fragrance of flowers.
5. I can _____ soft music.

Q.3 Write the name and relation between the members of the family.

Name of the family members	Their relationship

Q.4. Read the Clues and complete the words

- 1 Controls our senses _r_ _ _ _
- 2 Sense of taste t_ n_ u_
- 3 Wear them to correct vision g_ _ s_ e_
- 4 Patters of raised dots _r_ _ _ _ e
- 5 Cells in the nose _ _ f_ _ to_ _

Q.5 Write the difference between joint family and nuclear family.

Joint family	Nuclear family

Maths

Q.1 Counting by hundreds , write the numerals from:

i) 2400 ; _____ ; _____ ; _____ ; _____

ii) 9205 ; _____ ; _____ ; _____ ; _____

iii) 5110 ; _____ ; _____ ; _____ ; _____

Q.2 Write the place value of encircled digits.

i) 3 1 **7** 9 = _____

ii) **4** 6 0 5 = _____

iii) 7 3 3 **5** = _____

iv) 9 **1** 6 2 = _____

Q.3 Write the greatest 4 –digit and smallest 4-digit numbers using given digits.

i) 6, 2, 9, 7 _____ _____ ii) 5, 4, 1, 3 _____ _____

iii) 7, 3, 8, 6 _____ _____ iv) 4, 5, 2, 1 _____ _____

Q.4 Write the predecessor of each of the following given numbers.

i) 6274 _____ ii) 2899 _____

iii) 7630 _____ iv) 4521 _____

Q.5 Fill in the blanks using > , < or =.


i) 7356 _____ 5879 ii) 6170 _____ 8810

iii) 1523 _____ 1523 iv) 2447 _____ 4300




v) 3564 _____ 2567 iv) 9900 _____ 9900

Q.6 Count the vegetables and draw tally marks .


Tally the Vegetables



Count the vegetables and draw tally marks to show the count.


Vegetables	Tally Marks
	
	
	

Q.7 Colour according to the tally marks.



Gems collection

	// / / / /
	
	// / / / /

								
								
								
	0	1	2	3	4	5	6	7